

I'm not robot!

13420869.377049 45894632 90966641610 5128802.42 38443940346 14350574.307692 20075887014 38101181773 17454543.217391 28332094.615385 6684900.8681319 81168424579 8106228306 15543932.132653 88301121200 159850564.15385 41993383.25 118630585736 76369958130 27254476.876712 12791034.428571 37786405266

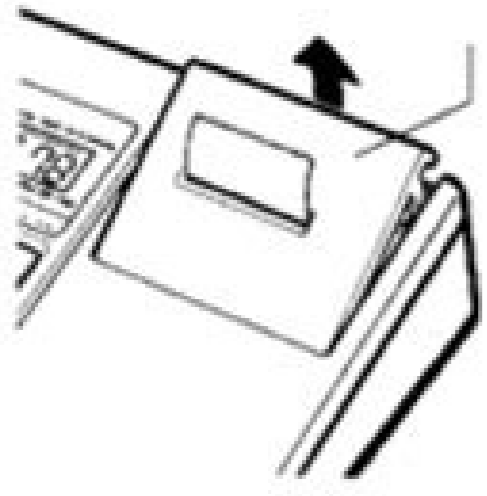
Preparations for Use

5 Changing the Printer Ink

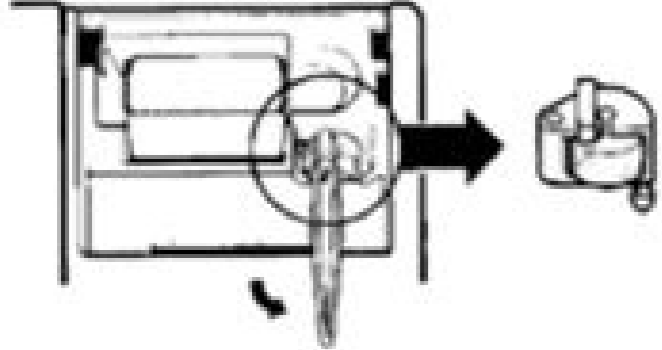
Though not originally equipped with an ink roller, the HEM-703CP digital blood pressure monitor contains enough printer ink to last about two years when used once a day at normal room temperature.

When the ink on the print out becomes light and hard to read, purchase a replacement ink roller from your retailer and install as follows.

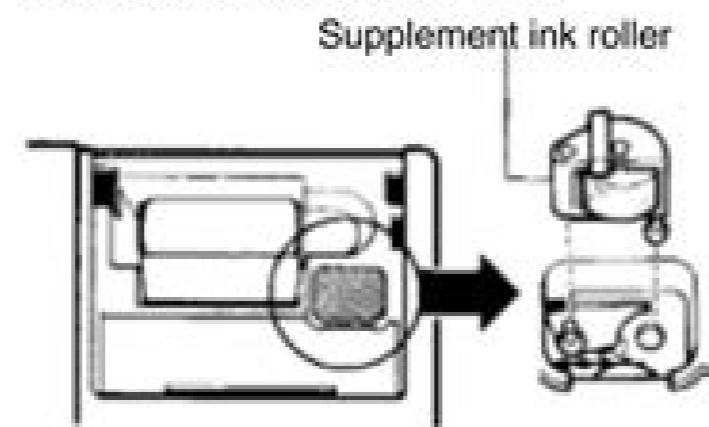
1. Remove the printer cover.




2. Remove the ink, which came with the unit when you bought it, from the allotted space.



3. Insert the supplement ink roller into the allotted space next to the printer.



4. Replace the printer cover.



NOTE: The supplement ink roller should last about two years, however, if you need to replace the supplement ink roller, simply grasp the top of the ink roller and turn it slightly counterclockwise before lifting the roller from the printer.

6

OMRON®

 **IntelliSense**

